

## Specifications

Models	TZ-34/20		TZ-50	
Measurements	US	METRIC	US	METRIC
Working height max. - <sup>(1)</sup>	40 ft	12.19 m	55 ft 6 in	16.92 m
Platform height	34 ft	10.36 m	49 ft 6 in	15.09 m
Entry height- extended	6.4 in	0.16 m	1 ft 8 in	0.51 m
Horizontal reach	18 ft 4 in	5.59 m	29 ft 2 in	8.89 m
Clear out reach	13 ft 5 in	4.09 m	23 ft 1 in	7.04 m
Up-and-over clearance	16 ft 1 in	4.90 m	22 ft	6.71 m
<b>A</b> Platform length	2 ft 2.8 in	0.68 m	2 ft 2.8 in	0.68 m
<b>B</b> Platform width	3 ft 8 in	1.12 m	3 ft 8 in	1.12 m
<b>C</b> Height - stowed	6 ft 4.5 in	1.94 m	6 ft 10 in	2.08 m
<b>D</b> Length- stowed	18 ft 0.5 in	5.50 m	23 ft 6 in	7.16 m
<b>E</b> Width- stowed	4 ft 9.1 in	1.45 m	5 ft 6 in	1.68 m
<b>F</b> Ground clearance	9.5 in	0.24 m	10 in	0.25 m
<b>G</b> Length-outrigger footprint	10 ft 8.4 in	3.26 m	14 ft 4 in	4.37 m
<b>H</b> Width-outrigger footprint	11 ft 9.4 in	3.59 m	14 ft 4 in	4.37 m

## Productivity

Lift capacity (ANSI, CSA)- standard	500 lb	227 kg	500 lb	227 kg
Lift capacity (ANSI, CSA) - rotating platform	460 lb	209 lb	500 lb	227 kg
Lift capacity (CE/AUS) - standard	440 lb	200 kg	440 lb	200 kg
Lift capacity (CE/AUS) - rotating platform	400 lb	181 kg	440 lb	200 kg
Platform rotation - mechanical	90°		-	
Platform rotation - hydraulic	-		160°	
Turntable rotation	359°	359°	359°	359°
Outrigger leveling capability	11°		11°	
Towing speed rate	60 mph	97 km/h	60 mph	97 km/h
Tongue weight - ANSI, CSA	315 lb	143 kg	400 lb	181 kg
Tongue weight - CE	163 lb	74 kg	220 lb	100 kg
Tire size - ANSI, CSA	ST 205/75 R15		ST 225/75 R15	
Tire size - CE	185R-14C		215 R14C	

## Power

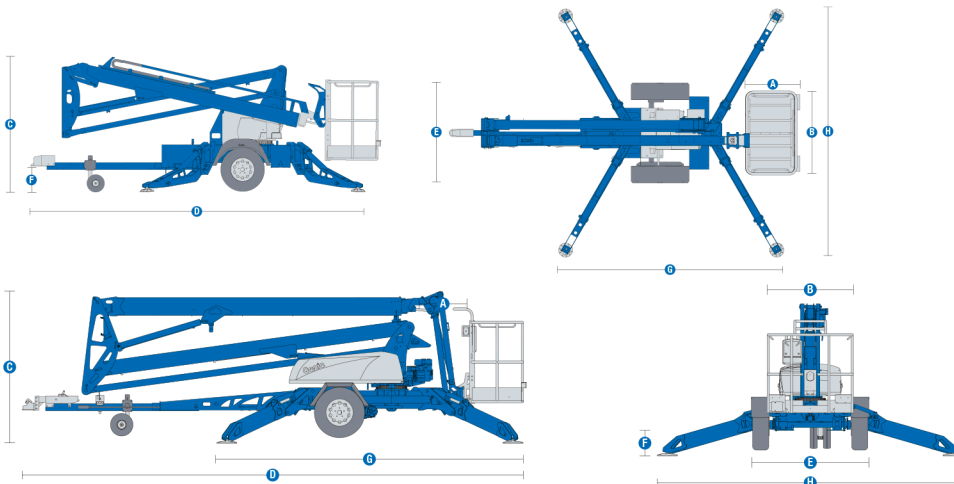
Power source- standard	24V (4x6V 225Ah)		24V (4x6V 225Ah)	
Hydraulic tank capacity	2.65 gal	10 L	4.75 gal	18 L
Hydraulic system capacity	4.5 gal	17 L	8.0 gal	30 L

## Weight<sup>(3)</sup>

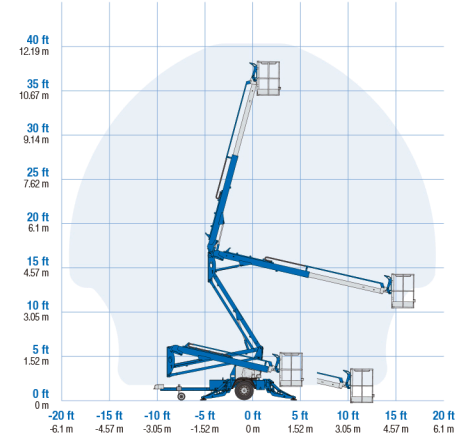
Weight- ANSI, CSA, Australia	3,155 lb	1,431 kg	4,400 lb	1,996 kg
Weight- CE	3,170 lb	1,438 kg	4,475 lb	2,030 kg

## Sound and Vibration Levels

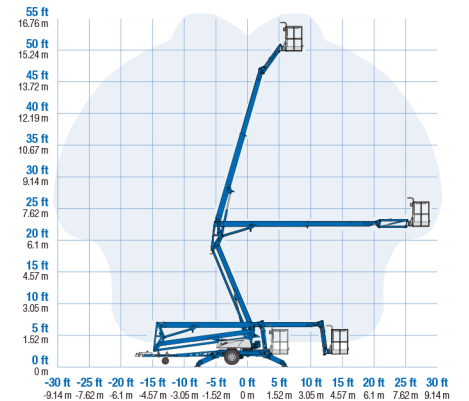
Sound Pressure level (ground workstation)	< 70 dBA	< 70 dBA
Sound Pressure level (platform workstation)	< 70 dBA	< 70 dBA
Vibrations	< 2.5 m/s <sup>2</sup>	< 2.5 m/s <sup>2</sup>



## Range of motion TZ-34/20



## Range of motion TZ-50



# Genie® TZ™ -34/20 & TZ-50

**SKU: Standard Model**

- **TZ340001AD0001:** TZ-34 DC
- **TZ500001AD0002:** TZ-50 DC
- **TZ500001AD0001:** TZ-50 DC, Hybrid

\* Build to Order

Option availability		S	S+	BtO
Power	Standard battery	✓	✓	✓
	High capacity battery		○	○
	Bi-Energy, Honda Gas	✓	✓	✓
	Battery charge indicator (BCI)		○	○
	24V DC Power	✓	✓	✓
Platform	Horn		○	○
	AC wiring to platform	✓	✓	✓
	Aluminum 26.8in x 44in platform	✓	✓	✓
	Hydraulic platform rotation 160 degrees (TZ-50)			○
	Manual platform rotation 90 degrees (TZ-34)			○
	Tilt alarm sensor	✓	✓	✓
Chassis	Variable speed control system	✓	✓	✓
	Lift Connect Telematics		○	○
	Lift Connect with Access Manager upgrade		○	○
	2 in Ball Bulldog coupler		○	○
	Combination hitch with choice of coupler	✓	✓	✓
	2 in Ball Leverlock coupler	✓	✓	✓
	2 5/16 in Ball Leverlock coupler		○	○
	Clevis coupler		○	○
	I.D. pintle ring coupler 2 1/2 in		○	○
	Drive and set option			○
	Flashing beacon		○	○
	Non-marking outrigger foot pads		○	○
	Spare tire		○	○
	10in solid plastic wheel	✓	✓	✓
	355 degree non-continuous rotation	✓	✓	✓
	Automatic 11 degree leveling system	✓	✓	✓
	Auxiliary platform descent	✓	✓	✓
	Highway safety chains with snap lock	✓	✓	✓
	Hour meter	✓	✓	✓
	Hydraulic outriggers	✓	✓	✓
Hydraulic surge brakes	✓	✓	✓	
Illuminated outrigger indicators	✓	✓	✓	
LED brake light	✓	✓	✓	
Mechanical parking brake	✓	✓	✓	
Outrigger interlocks	✓	✓	✓	

Drive and set option available for TZ-50 only

- S Standard
- S+ Standard +
- BtO Build to Order
- ✓ Standard Features
- Options



Truck Towable



Quick Setup



Low Floor Loading



Genie Genuine Accessories<sup>(1)</sup>

- Ball coupler 2 5/16 in
- Clevis coupler
- Dual 10in air-filled tires (TZ-34/20 only)
- I.D. pintle ring coupler 2 1/2 in

(1) More accessories available from Genie Genuine Parts.

